



District Report Card: 2017


| | |
|-------------------------|-----------------------------|
| State: Telangana | District: Siddipet |
| Class: 3 | Subject: Mathematics |
| Schools: 61 | Students: 854 |


Participation/Coverage


Students

| GENDER  | Boys | | Girls | |
|--|--------|-------|--------|-------|
| | Number | % | Number | % |
| | 388 | 45.43 | 466 | 54.57 |

| AREA  | Rural | | Urban | |
|---|--------|-------|--------|------|
| | Number | % | Number | % |
| | 790 | 92.51 | 64 | 7.49 |

| CATEGORY  | SC | | ST | | OBC | | GEN | |
|--|--------|-------|--------|------|--------|-------|--------|------|
| | Number | % | Number | % | Number | % | Number | % |
| | 192 | 22.48 | 23 | 2.69 | 611 | 71.55 | 28 | 3.28 |

| CWSN  | LD | VI | HI | S&LD | ID | Oth |
|--|----|----|----|------|----|-----|
| | 1 | 2 | 0 | 8 | 7 | 1 |

| Management  | Government | | Government-aided | |
|--|------------|--------|------------------|------|
| | Number | % | Number | % |
| | 854 | 100.00 | 0 | 0.00 |

Average Performance of Students in Mathematics (%)

| Overall | Gender | | Area | | Management | | Social Group | | | |
|---------|--------|--------|-------|-------|------------|-------|--------------|-------|-------|-------|
| | Male | Female | Rural | Urban | Govt. | Aided | SC | ST | OBC | GEN |
| 75.97 | 76.19 | 75.79 | 75.93 | 76.46 | 75.97 | 0.00 | 75.35 | 87.83 | 75.37 | 83.57 |

Performance on Learning Outcomes (LOs)

| Learning Outcomes | Description | Average Performance(%) |
|-------------------|---|------------------------|
| M301 | Reads and writes numbers up to 999 using place value | 76.57 |
| M302 | Compares numbers up to 999 based on their place values | 82.55 |
| M303 | Solves simple daily life problems using addition and subtraction of three digit numbers with and without regrouping | 73.82 |
| M304 | Constructs and uses the multiplication facts (up till 10) in daily life situations | 72.54 |
| M305 | Analyses and applies an appropriate number operation in the situation/ context | 75.18 |
| M306 | Explains the meaning of division facts by equal grouping/sharing and finds it by repeated subtraction | 79.39 |
| M309 | Identifies and makes 2D-shapes by paper folding, paper cutting on the dot grid, using straight lines etc. | 87.86 |
| M311 | Fills a given region leaving no gaps using a tile of a given shape | 67.29 |
| M312 | Estimates and measures length and distance using standard units like centimeters or meters & identifies relationships | 43.26 |
| M317 | Reads the time correctly to the hour using a clock/watch | 79.51 |
| M318 | Extends patterns in simple shapes and numbers | 71.24 |
| M319 | Records data using tally marks, represents pictorially and draws conclusions | 87.12 |

| Range of Performance of Students who Answered Correctly | | | | | | | |
|---|------|-----------|------|-----------|-------|-----------|-------|
| Below 30% | | 30% - 50% | | 50% - 75% | | Above 75% | |
| Number | % | Number | % | Number | % | Number | % |
| 22 | 2.58 | 72 | 8.43 | 278 | 32.55 | 482 | 56.44 |

Lowest Performing Learning Outcomes (LOs)

- 1 - Estimates and measures length and distance using standard units like centimeters or meters & identifies relationships (43.26)
- 2 - Fills a given region leaving no gaps using a tile of a given shape (67.29)
- 3 - Extends patterns in simple shapes and numbers (71.24)
- 4 - Constructs and uses the multiplication facts (up till 10) in daily life situations (72.54)
- 5 - Solves simple daily life problems using addition and subtraction of three digit numbers with and without regrouping (73.82)